



MUUD. SOFA

DESIGN: EOOS.

Construction

- steel frame with sinuous springs
- swivel function: steel frame with functional mechanism

Frame

legs, aluminium

Upholstery

seat:

- ticking sewn into chambers with down filling and cold cure core sandwich construction
- swivel récamière: with integrated micro pocket spring core
- grey or black sub-cover sewn-in into the seat (grey or black depends on selected color for the overall sofa cover)

back cushion:

- ticking sewn into chambers

Notice: Ticking chambers may be visible and are a sign of product's quality.

Fabric covers with circumferential, color contrasting flatlock seam in grey or black (grey or black depends on selected color for the overall sofa cover).

Leather covers with circumferential double fell seam (not contrasting in color).

Versions

The back cushion 492-RK1 is standard.

The recommended quantity of cushions are shown with the respective model no. and are included in the price.

Notice: If other back cushion combination is required, please specify when ordering. This may result higher or lower prices.

The decorative cushion 301-DK8 (ticking sewn into chambers) is optionally available and can ideally be positioned over corner. When choosing the decorative cushion 301-DK8, you can do without 1x 492-RK1.

When choosing the decorative cushion 301-DK8, we recommend to add another cushion (e.g. 301-DK3) to support the decorative cushion.

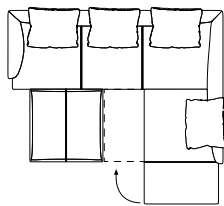
RANGE



Function

For extension récamières with swivel function: seat swivels 90 degrees beneath the static backrest. Upholstered seat 492-H1 can be used to extend the seating area.

Notice: Please note that a total depth of 250 cm is required to allow the extension récamière to rotate.

**Ordering notes**

Corner-sofa variations always consist of two modules:

- module 1: corner element
- module 2: extension element or extension récamière

Information

Covers are made to be consistent with the soft and yielding surface of the fill. Some cover creasing is deliberate and is not a quality issue.

free-standing sofa



492-20
 W 211 D 94 H 86
 SH 42.5 SD 54 AH 71

W 83 D 37 H 33¾
 SH 16¾ SD 21¼ AH 28



492-25
 W 248 D 94 H 86
 SH 42.5 SD 54 AH 71

W 97¾ D 37 H 33¾
 SH 16¾ SD 21¼ AH 28



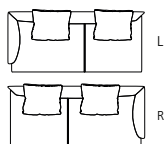
492-30
 W 286 D 94 H 86
 SH 42.5 SD 54 AH 71

W 112½ D 37 H 33¾
 SH 16¾ SD 21¼ AH 28

in cm

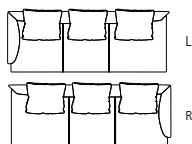
in inches

corner element



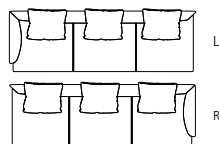
492-20 ES
 W 211 D 94 H 86
 SH 42.5 SD 54 AH 71

W 83 D 37 H 33¾
 SH 16¾ SD 21¼ AH 28



492-25 ES
 W 248 D 94 H 86
 SH 42.5 SD 54 AH 71

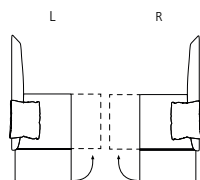
W 97¾ D 37 H 33¾
 SH 16¾ SD 21¼ AH 28



492-30 ES
 W 286 D 94 H 86
 SH 42.5 SD 54 AH 71

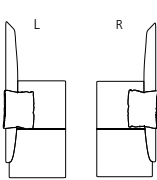
W 112½ D 37 H 33¾
 SH 16¾ SD 21¼ AH 28

corner récamière



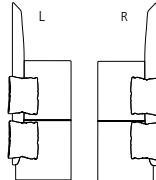
492-15 ARF
 W 228 D 94 H 86
 SH 42.5 SD 54

W 89¾ D 37 H 33¾
 SH 16¾ SD 21¼



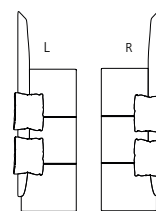
492-15 AR
 W 243 D 94 H 86
 SH 42.5 SD 54

W 95¾ D 37 H 33¾
 SH 16¾ SD 21¼



492-20 AR
 W 281 D 94 H 86
 SH 42.5 SD 54

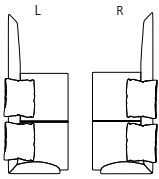
W 110¾ D 37 H 33¾
 SH 16¾ SD 21¼



492-25 AR
 W 318 D 94 H 86
 SH 42.5 SD 54

W 125¼ D 37 H 33¾
 SH 16¾ SD 21¼

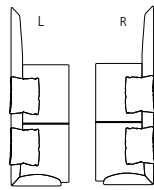
extension element



492-15 AS

in cm W 248 D 94 H 86
SH 42.5 SD 54 AH 71

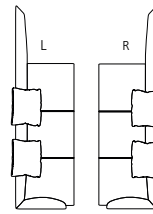
in inches W 97¾ D 37 H 33¾
SH 16¾ SD 21¼ AH 28



492-20 AS

W 286 D 94 H 86
SH 42.5 SD 54 AH 71

W 112½ D 37 H 33¾
SH 16¾ SD 21¼ AH 28



492-25 AS

W 323 D 94 H 86
SH 42.5 SD 54 AH 71

W 127¼ D 37 H 33¾
SH 16¾ SD 21¼ AH 28

cushions and rolls



492-RK1

W 63 D 63

W 24¾ D 24¾



301-DK8

W 95 D 75

W 37½ D 29½

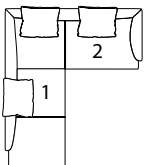


492-NKR

W 45.5 D 9.5 H 54

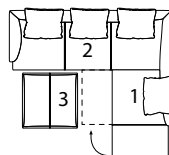
W 18 D 3¾ H 21¼

configuration example



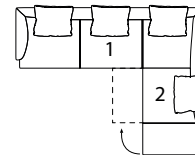
492-Version A
W 243 D 211

W 95¾ D 83



492-Version B
W 248 D 228

W 97¾ D 89¾

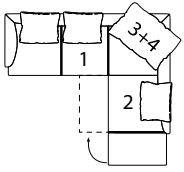


492-Version C
W 286 D 228

W 112½ D 89¾

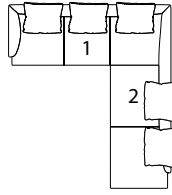
MUUD

Residential only



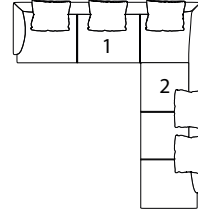
492-Version D
W 286 D 228

W 112½ D 89¾



492-Version E
W 248 D 281

W 97¾ D 110¾



492-Version F
W 286 D 318

W 112½ D 125¼

in cm

in inches